

POOLSIDE COVER-UP


**SAVE
UP TO
\$500
A YEAR
IN ELECTRICITY
(SEE BACK PAGE)**



**Reduces noise levels
from pool pumps
and motors by up to **75%****

Australian Made and Owned.
98% of our raw materials are
manufactured in Australia.
Sold by most Pool Builders
and Pool Shops.

**THE
FILTER BOX
COMPANY**



ESTABLISHED 1987
www.thefilterboxcompany.com

Here's the easy way to

THE FILTER BOX is designed to enclose not just the motor but the ENTIRE EQUIPMENT including the filter, motor, pump and electrical accessories.

Constructed from long-lasting BHP Galvabond steel each Filter Box is then given the additional protection of an attractive powder-coated finish.

THE FILTER BOX has been designed with the assistance of an ACOUSTIC ENGINEER and all insulated models are lined with a sound absorbing acoustic lining. Carefully calculated, baffled VENTILATION OPENINGS are incorporated into the design.

AND IT'S EXPANDABLE

Simply by purchasing additional modular panels, the basic Filter Box can be expanded in stepped sizes up to 2.1 metres wide. So if you add a spa or solar heating motor/pump to your pool THE FILTER BOX can be quickly enlarged to accommodate the extra equipment required.

CHECK THESE MAJOR BENEFITS

- BEAUTIFY your garden by concealing the filter, motor, pump and chlorinator.
- ENJOY your pool and garden by significantly reducing the noise level from pool pumps and motors.
- HELP PROTECT children from sometimes dangerous electrical and mechanical equipment.
- CREATE handy storage for the many accessories needed to maintain modern pools.
- CONCEAL AND PROTECT your expensive investment from the damaging effects of sunlight and rain.

THE FILTER BOX MODULAR EXPANSION SYSTEM

PLANNING TO ADD SOLAR HEATING?

With the modular expansion system you can start with Model A and actually expand the Box by purchasing additional extension panels (XB or XC) at a later date. These extension panels can provide sufficient space to accommodate a solar heating motor/pump.

SIZING GUIDE

The following guide is designed to give you an idea of which size Filter Box would generally be required to suit your filter set-up.

As installations can vary considerably, an additional check can be made by using the dimensions supplied. MODEL A will usually fit one large sand/cartridge filter, motor, pump and chlorinator.

MODEL A+XB will usually fit the same as MODEL A plus a solar heating pump.

MODEL A +XC will usually fit a large filter and up to four pumps, including solar spa blower etc.

MODEL A +XC (Basic unit plus XC expansion.)

Internal Dimensions:
2125W x 1000D x 1100H
External Dimensions:
2175W x 1100D x 1150H
Approx. Weight 108 kg

Please check paint colour charts for accurate colour guide.



MODEL A (The basic unit.)
Internal Dimensions: 1050W x 1000D x 1100H
External Dimensions: 1100W x 1100D x 1150H
Approx. Weight 66 kg



MODEL A +XB (Basic unit plus XB expansion.)
Internal Dimensions: 1500W x 1000D x 1100H
External Dimensions: 1550W x 1100D x 1150H
Approx. Weight 73 kg



cover up poolside clutter.

HIGH LEVEL OF ACCESS

Maximum access is provided both by the large front-mounted door and by the hinged lid.

In the event of a major equipment problem where even greater access is required, the entire Box can be disassembled.

(You won't require a brickie with a sledgehammer.)

CALCULATED VENTILATION

Ventilation openings in THE FILTER BOX have been calculated by an engineer. Can your brickie or carpenter give you the same assurance?

NOISE REDUCTION

The ventilated, insulated Filter Box provides a HIGHER NOISE REDUCTION than the brick enclosures suggested by the EPA. In most cases, we can GUARANTEE COUNCIL APPROVAL in respect of noise reduction. Copies of our Acoustic Engineer's Report are available on request.

DO IT YOURSELF OR FULLY INSTALLED

THE FILTER BOX is available in KIT FORM for self installation or can be installed by your builder, pool shop or any handyman.

SAFETY

If your filter is located outside the pool area but close to the pool fence, THE FILTER BOX is high enough to prevent small children from using the Box to scale the pool fence if installed on a slab or footing at least 90 mm high.

IMMEDIATE AVAILABILITY

Most models of THE FILTER BOX are available ex stock and we are usually able to provide delivery within a matter of days.

BUDGET CONSCIOUS?

In addition to installed Filter Boxes we offer all standard models as DO-IT-YOURSELF KITS. We provide installation and assembly instructions and all the fittings.

MAINTENANCE-FREE

The high quality powder-coated finish on THE FILTER BOX requires minimal maintenance to retain the attractive good looks.

ESTABLISHED POOLS

If you own an established pool and our standard size boxes will not fit, contact your local Pool Shop.

It is often more economic to reposition equipment and employ a standard size box rather than attempting to custom build a box.

The Filter Box Company can refer you to pool shops and pool service companies in your area who can provide this specialist service.

The Filter Box Company does not custom build filter enclosures.

UNIQUE LIFT-OUT DOORS

All of our Boxes are supplied with lift-out doors. This means minimum space is required to open the door and plants or shrubs can be placed close to the front of the box.

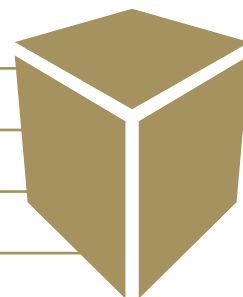
SPECIALLY-CUT BOX FOOTINGS

Many pool builders install the filter on a pre-cast concrete slab. This slab is usually smaller than the actual equipment.

To provide a suitable footing, The Filter Box Company can supply a H3 rated, pre-cut, treated pine footing. This footing can be assembled in minutes (with galvanized gang nails provided) and offers a sturdy, dry and level surface on which the Box can be installed. The area within the footing can be filled with blue metal or crushed rock, if desired, to give a clean dry surface area.



**THE
FILTER BOX
COMPANY**



Unit 70, 4 Hoyle Avenue
Castle Hill NSW 2154
Telephone (02) 9899 2080
Fax (02) 9899 2080

If your filter is not installed

PLAN AHEAD

Many local councils require your pool filter to be enclosed in a suitable housing before they will approve your pool. Check your plan to see if your council makes this requirement.

SAVE MONEY AND HEADACHES TAKE ACTION BEFORE YOUR FILTER IS INSTALLED

If you take the following steps before the filter is installed you can ensure that you will get the best results from THE FILTER BOX and reduce the amount of work and/or cost when installing the Box.

- Give your builder and/or your plumber a copy of this brochure.
- ALWAYS locate the rear and sides of the filter, motor, pump and all plumbing at least 150 mm from walls and fences. This allows sufficient space to fit the side and back panels.
- ALWAYS locate the filter in a position which will allow you sufficient room to open the front door and lid of the Box.
- ALWAYS install the Box prior to the electrician connecting the wiring. There is adequate space and



access inside the Box for work without hindrance and all pool electrics will then be neatly and safely enclosed.

FORMED CONCRETE SLAB

Most pool builders install filters on pre-cast concrete slabs. However, if your builder is supplying a formed slab he should pour the slab to match the following sizes.

MODEL A: 1150 x 1150
MODEL A+XB: 1600 x 1150
MODEL A+XC: 2225 x 1150

Leave a gap of minimum 100mm from slab to walls or fences.

**THE
FILTER BOX
COMPANY**



Reg. Design No. 102595

If your filter is already installed

If your filter is already installed check with Builder or Pool Shop on suitability of our boxes for your filter set up.

SAVE ELECTRICITY

Changes to electricity tariffs now enable many pool owners to utilize off-peak electricity for pool filtration.

Off-peak can save up to \$500 a year on a typical pool.

The major obstacle to this saving is the effect of filter noise bothering neighbours.

FILTER BOX enclosures assist in reducing noise and may enable you to take advantage of off-peak tariffs.

We advise all pool owners to check with their local council, electricity supplier and neighbour before converting filtration to off-peak usage.

Unit 70, 4 Hoyle Avenue
Castle Hill NSW 2154
Telephone (02) 9899 2080
Fax (02) 9899 2080
www.thefilterboxcompany.com

The Filter Box Company is a Trade Only Supplier

ASK YOUR BUILDER / POOL SHOP TO PROVIDE YOU WITH PRICES

- Assembly Instructions** and copies of our **Acoustic Engineers Report/s** can be downloaded from our web site.
- Take care when deciding which box you require.**
The Filter Box Company WILL NOT REFUND or EXCHANGE boxes AFTER they have been delivered to site.

THE COLOURS

The colours shown are indicative only and should be checked against the appropriate colour charts.

Other colours are available at an additional cost, subject to availability of the particular colour required.



**HAWTHORN
GREEN**




MIST GREEN



**HAMMERSLEY
BROWN**



MAGNOLIA



SATIN BLACK